

# **Equal opportunities – a way to social welfare**

**Equal opportunities of women and men –**

**Social care and health**

Fakta om

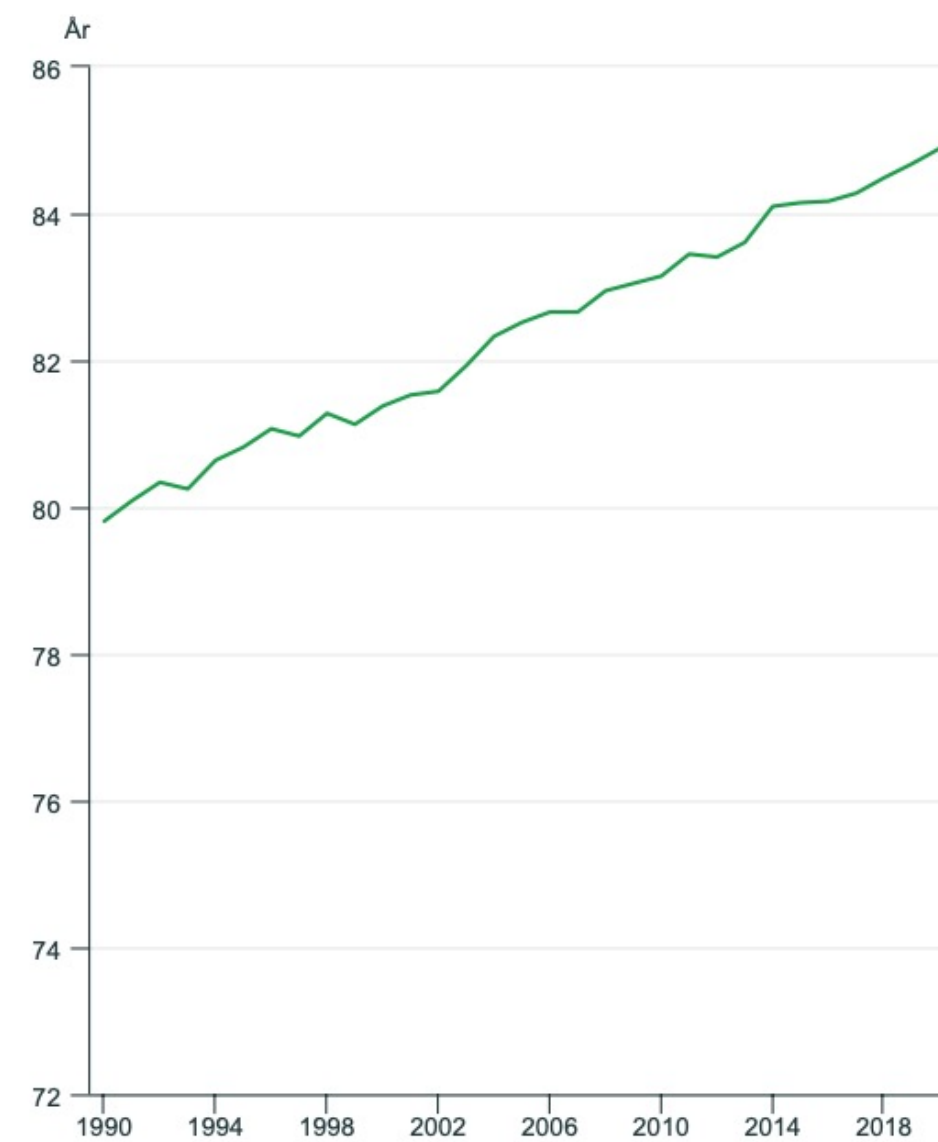
# Helse



# Forventet levealder

Forventet levealder for nyfødte jenter  
2020

**84,9** år

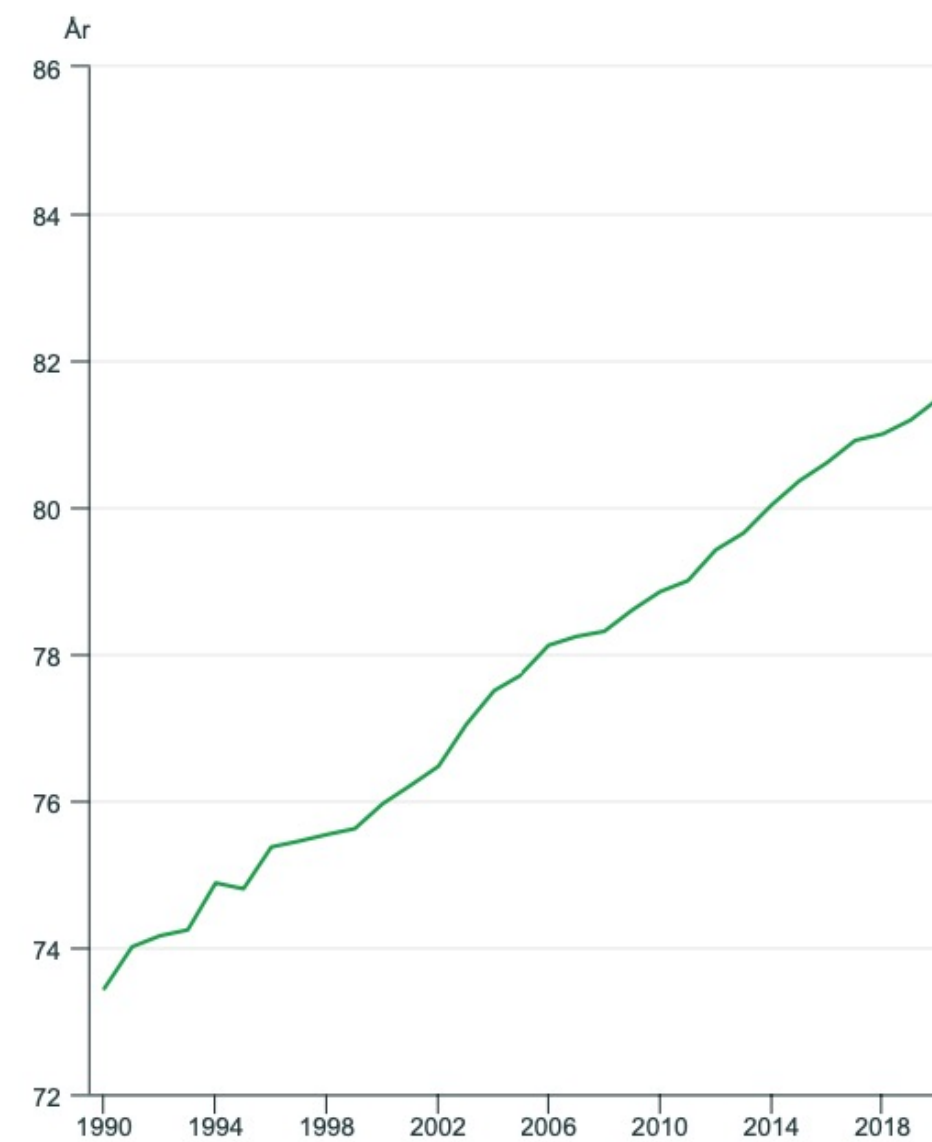


↓ Last ned som ...

**Kilde:**  
[Døde, Statistisk sentralbyrå](#)

Forventet levealder for nyfødte gutter  
2020

**81,5** år



↓ Last ned som ...

**Kilde:**  
[Døde, Statistisk sentralbyrå](#)

Forventet levealder er det antallet år en nyfødt kan forventes å leve under gjeldende dødelighetsforhold.

---

## Ansatte i helse- og sosialtjenester (15-74 år)

### Kvinner

2020

**451 573** personer

↑ **0,6 %** Endring fra året før

### Kilde

[Sysselsetting, registerbasert, Statistisk sentralbyrå](#)

### Menn

2020

**111 455** personer

↑ **2,1 %** Endring fra året før

# Health care personnel


**Updated:** 11 March 2021


**Next update:** Not yet determined

People with a health care education are employed in health and social services

2020

**78.0%**

Download table as ... 

Health care personnel (15-74 years), by sex. 4th quarter <sup>1</sup> 				
	2020		2019 - 2020	2019
	Total	Share	Per cent	Total
Persons with a health care education	569 630	100.0	3.0	553 230
Males	91 521	16.1	4.3	87 719
Females	478 109	83.9	2.7	465 511
Employed with a health care education	452 051	100.0	2.1	442 886
Males	77 456	17.1	3.5	74 824
Females	374 595	82.9	1.8	368 062
Employed with a health care education in health and social services	352 435	78.0	1.8	346 315

<sup>1</sup> As from 2015, the employment are based on new data sources (a-ordningen), see further details in «About the statistics». The figures for 2015 and onwards are not comparable with the figures for previous years. For more information, see the article linked to the 2015-figures: <http://www.ssb.no/en/arbeid-og-lonn/statistikker/regsys/aar/2016-05-27>